

# SL3000UL

COMMERCIAL SLIDE GATE OPERATORS

# ELITE SERIES®

# SL3000UL

COMMERCIAL SLIDE GATE OPERATORS




## Specifications

- Power**  
110V Single Phase
- Electronic Motor Disconnect**  
Prevents activation of the motor while under manual operation.
- Intelligent Master/Second**  
Precise, synchronized movement and communication between two gate operators.
- Gate Traveling Speed**  
12" per second.
- Temperature Specification**  
-40F (-40C) to 140F (60C)
- Warranty**  
5 years Commercial Application  
7 years Single Home Application

## Construction

- Chassis**  
Constructed with 1/4" sanded, welded and gold zinc-plated sheet metal.
- Finishing**  
All metal parts are gold zinc-plated for rustproof protection.
- Wormgear Reduction**  
2 commercial oil bath gear boxes with 30:1 wormgear reduction.
- Cover**  
High-density UV resistant polyethylene plastic for excellent heat and corrosion resistance.
- Operator Weight**  
SL3000UL - 130lbs  
SL3000ULE - 130lbs  
SL3000ULD - 157lbs  
SL3000UL1HP - 157lbs

## Available Options

-  **DC2000 Power Backup** Provides uninterrupted access during a power outage. Meets Fire Marshalls requirements for Emergency Access. Compatible with 1/2HP and Dual Motor models.
-  **EL2000** Multi Tenant Telephone Entry System
-  **EL25 & TAC1** Single/Multi Tenant Telephone Entry System
-  **LiftMaster AELD Plug-in Loop Detector**
-  **CPS UN4/G65 MGR20** Safety reversing photo eye & edge
-  **G6518** Heater Kit
-  **MPEL** Post Mount Plate
-  **Power Wheels**
-  **LiftMaster Security+ 2.0™ Remotes**
-  **Advanced Traffic Management** Quick Close Option



## Exceeding Expectations for High Traffic Applicatons

The Elite Series® SL3000UL models of slide gate operators are the first choice for heavy-traffic applications such as large gated communities, residential developments, commercial complexes and private estates.

The Security+ 2.0™ technology used exclusively in LiftMaster remote controls virtually eliminates interference and provides up to double the range of standard remotes so you don't have to wait at the gate to access your property.

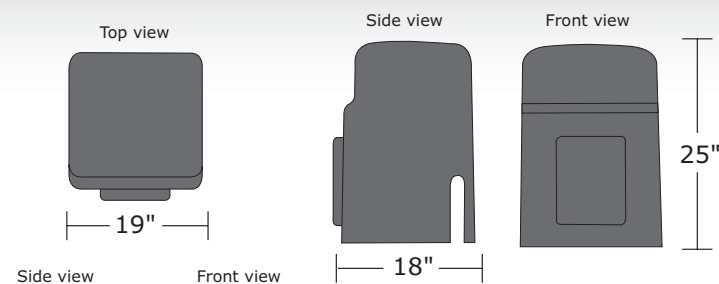
Featuring the highest quality components, the legacy Elite model SL drive train is backed by years of proven dependability; each unit is carefully inspected and mechanically tested to provide unsurpassed reliability. Unique engineering innovations in each model also ensure that there's a SL model to meet practically every slide gate application.



- **Security+ 2.0™ Technology**  
2x the range of standard remotes
- **Legacy Elite Drive Train**  
Provides unsurpassed reliability

## Dimensions

- SL3000UL / SL3000ULE  
19" w x 25" h x 18" d
- SL3000ULD  
19" w x 25" h x 18" d
- SL3000UL1HP  
19" w x 25" h x 18" d



# LiftMaster®

The Chamberlain Group, Inc. • 845 Larch Avenue • Elmhurst, IL 60126  
[www.LiftMaster.com](http://www.LiftMaster.com)

   Follow us on Facebook, Twitter and YouTube!

©2013 The Chamberlain Group, Inc. LMGTBRS30 Printed in U.S.A. 1/13  
ISO 9001 Certified Manufacturer



# LiftMaster®

# SL3000UL

COMMERCIAL SLIDE GATE OPERATORS

## Features/Benefits



### Security+ 2.0™ Receiver

2x range of standard remote controls. Multi frequency radio virtually eliminates interference.



### Advanced Safety and Performance Engineering

OmniControl™ board provides enhanced, reliable performance meeting or exceeding all UL325 and UL991 specifications.



### Surge/Lightning Protection

Protects against lightning strikes at a 50-foot radius.



### Plug-In Loop Detectors

Easy to install, simple to program inputs for shadow, interrupt and exit.




### Alarm Reset Button

Instantly resets the built-in safety alarm siren.



### Complies With UL325 Standards

Secondary entrapment devices must be added to meet UL325 standards. Installer will recommend suitable secondary entrapment devices such as photo eyes or edge sensors.



### Reversing Sensor

Detects obstructions or increased loads. Reverses gate when closing or stops/reverses the gate when opening.

### Manual Disconnect

Allows gate to be operated manually and maintain limit position once reengaged.



### Limit Switch Design

Precision limit switch system provides limit accuracy and reliability.

### Wormgear Reducer

Efficient, extremely quiet, 30-to-1 commercial oil bath reducer.



### SL3000UL

**High-traffic commercial slide gate operator**  
Recommended for high-traffic applications such as gated communities and commercial buildings. Designed for smooth, exceptionally quiet performance, the unit can handle continuous operation with a traveling speed of 12 inches per second.

MODEL	MAX. GATE WEIGHT (LBS.)	MAX. GATE LENGTH (FT.)	RECOMMENDED CYCLES/HOUR
SL3000UL	1000	37	CONTINUOUS

### SL3000ULD

#### Dual-motor/high-temperature commercial slide gate operator

Features a patented dual-motor drive system for superior performance in hot weather climates such as desert environments. Engineered for high-traffic commercial applications, the unit is designed to operate without overheating, using one motor to open the gate and the other to close it.



MODEL	MAX. GATE WEIGHT (LBS.)	MAX. GATE LENGTH (FT.)	RECOMMENDED CYCLES/HOUR
SL3000ULD	800	37	CONTINUOUS



### SL3000UL1HP

#### Heavy-duty, one-horsepower commercial slide gate operator

Our most powerful slide gate operator. Equipped with two 1/2 HP motors and a heavy-duty transmission, it is the perfect choice for large, heavy wrought-iron gates. Features 210 lbs. of pulling torque.

MODEL	MAX. GATE WEIGHT (LBS.)	MAX. GATE LENGTH (FT.)	RECOMMENDED CYCLES/HOUR
SL3000UL1HP	2000	37	35

### SL3000ULE

#### Emergency access slide gate operator

To meet certain local code specifications, we offer this model that is able to be back-driven by hand for emergency access when there is a power outage. Additionally, when power is present there is a convenient, easy-to-identify emergency release button located on the front cover. Press once to disconnect, press again to reset.



MODEL	MAX. GATE WEIGHT (LBS.)	MAX. GATE LENGTH (FT.)	RECOMMENDED CYCLES/HOUR
SL3000ULE	1000	37	CONTINUOUS